



# HOLY WEEK

DISCIPLESHIP GUIDE



# INTRO

Throughout the history of the church, Christians have remembered the last days of Jesus' earthly life by celebrating Holy Week. To help you worship King Jesus with joy, intentionality, and love during Holy Week, we've created this simple guide which explains how each day of Holy Week matters for your life. Additionally, we've suggested specific ways to pursue the Lord through the disciplines of reading, praying, singing, and sharing. We've structured this guide so that each day you can:

- + *Read the Bible and remember Jesus' last week on earth.*
- + *Pray in response to what each day celebrates.*
- + *Sing a song that celebrates the Lord's activity on each day of Holy Week.*

Lastly, if you have kids, we have provided activities and conversation suggestions to help you explain each day to your children!

We hope that this resource will help you better understand and trust in what Jesus accomplished on the cross. Romans 5:6-10 reminds us that the love of God is most clearly expressed through the glorious event that occurred on Calvary, where the Son of God bore the wrath of God so that we could become children of God. We specifically encourage you to think about how these truths about Jesus meet the needs and longings of those in your life who do not know the Lord and will be prompted to pray and share what each day teaches you about Jesus. We hope that this guide will help you respond to the grace of God by worshiping Him in every area of your life.





# TRIUMPHAL ENTRY

## SUNDAY, APRIL 2

Holy Week begins with Palm Sunday, the day Jesus rode into Jerusalem on a donkey in fulfillment of Zechariah 9:9. Upon His arrival, the crowds greeted Him with palm branches and shouts of “Hosanna,” a plea for God to save them. This crowd was fully convinced their King had come. And while their Savior had indeed arrived, it was not in the way they wanted or expected.

### READ

Matthew 21:1-11

### PRAY

- + Praise God for keeping His promise to send us a King who would deal with our sin problem once and for all.
- + Confess the places where you put your hope, trust, and joy in things other than Christ.
- + Thank God for sending Jesus, the true King that the world so desperately needs to show us what His Kingdom is truly like.
- + Ask that God would help you to live each day in light of the resurrection.

### SING

“*All Hail King Jesus*” – Worship Initiative

“*King of Kings*” – Hillsong Worship

### FAMILY DISCIPLESHIP

To celebrate Palm Sunday, we will be creating our own palm branches in Kids classes today. Take a moment to reflect on Matthew 21:9 and have conversations about the meaning of “Hosanna”, including what it signifies as we praise and adore Jesus. Then, talk about how the people praised Jesus as He entered Jerusalem. You can use your palm branches to decorate your table. Over dinner, ask each child what they can praise Jesus for. Spend time praying, praising God, and thanking Him for sending Jesus, the true King that the world so desperately needs.





# JESUS CLEANSSES THE TEMPLE

## MONDAY, APRIL 3

On Monday, Jesus cleansed the temple in order to restore it to a place of worship. When Jesus arrived, He found the temple, the place where God met with His people, full of traders and money changers. Not only were they most likely ripping off Jews who needed to purchase animals for sacrifice for the Passover, but they had set up shop in the Court of the Gentiles, making this place of prayer useless due to the hustle and bustle the buying and selling created. In driving out the sellers, Jesus declared that all people should be able to come and worship God.

### READ

Matthew 21:12-17

### PRAY

- + Praise God for coming near to dwell with His people and making a way for us to worship Him in spirit and truth.
- + Ask the Lord to help you identify and forsake idols, and to replace them with a desire to see deeper and deeper into the powerful Gospel-truths that will transform you more and more into who He wants you to become.
- + Thank Him for Christ's example of zeal for the worship of the Father.
- + Ask God to continue to grow your heart for all people to know Him and be restored to relationship with Him.

### SING

"*Worthy*" - Flourish Music

"*Something Greater*" - Austin Stone Worship

### FAMILY DISCIPLESHIP

Celebrate Monday of Holy Week with a family prayer walk. Before the walk, explain to your children that God wants people to worship Him, and that's what Jesus wanted when He cleansed the temple. Then, explain that you're going to pray for the people in your neighborhood to worship God as well. Encourage your kids to join in and take turns praying aloud. As you walk, pray over each house and ask that God would use the season of Easter to lead your neighbors to Jesus.





# JESUS TEACHES WITH AUTHORITY

## TUESDAY, APRIL 4

On Tuesday, Jesus again entered the temple and began teaching. The chief priests and authorities approached Him and questioned His authority to teach, to disrupt the money-changers, and to heal. But Jesus continued His ministry by instructing and teaching with parables and lessons aimed at addressing their confusion and correcting their misconceptions about His identity. However, the listeners left the temple wanting Jesus dead and began plotting to kill Him.

### READ

Matthew 21:23-23:39

### PRAY

- + As you examine Christ's teachings, ask the Lord to examine your heart and response to the person and work of Jesus.
- + Confess any areas of self-righteousness, unbelief, and hypocrisy. Repent and receive God's forgiveness.
- + Pray that God would help you to submit to Jesus' authority each day.
- + Ask God to help you be a true receiver of His word. Ask Him to take it well beyond just your mind and thought, carrying it deeply into your heart, will, and conscience.

### SING

*"King of Humility"* - Justin Tweito

*"Come Behold the Wondrous Mystery"*

- Matt Boswell, Matt Papa

### FAMILY DISCIPLESHIP

Choose one of Jesus' teachings or parables to illustrate together. Then, grab some chalk and head outside before or after dinner to spend some time drawing and talking about the authority of Jesus. This can be a fun and creative way to engage with His teachings and deepen your understanding of His message!



# JESUS ANNOINTED WITH OIL

## WEDNESDAY, APRIL 5

Not long after Christ raised Lazarus from the dead, Jesus was sharing a meal with His disciples at the home of Simon the leper. During the meal, a woman came and anointed Jesus with perfume worth a year's wages. This act of service confounded Judas, who scoffed at her extravagance. Having already decided to betray Jesus, Judas' heart was far from Jesus, while the woman's heart worshiped Him. While the disciples questioned the practicality of this act, Jesus responded by noting that her act was fitting because it anticipated His burial. There is a correct time to help the poor, but in light of what is immediately ahead, it was right for her to give a gift to the Savior.

### READ

Matthew 26:3-13

### PRAY

- + Rejoice today that you have been saved by God's grace and not by your own efforts.
- + Pray that you would remember God's great love poured out for us on the cross. Ask God to continually cause us to be amazed by His grace.
- + Thank God for the righteousness of Christ by which you are now covered as you seek to walk with Him. Thank Him for the forgiveness which is yours while you are still growing. Ask Him to continually open to you the deep riches of what He has done for you in Christ and what you receive through the Gospel.
- + Pray for those around you who have yet to respond to the grace of God. Ask God to stir their hearts and draw them to Himself.

### SING

- "*Man of Sorrows* (Passion)" - Hillsong Worship
- "*The Cup Was Not Removed*" - Justin Tweito

### FAMILY DISCIPLESHIP

For today's activity, print out the Holy Week Coloring Book and spend some time coloring with your kids. As you color, you'll notice different images in the coloring sheets that represent specific aspects of Holy Week. Take the opportunity to talk with your kids about what they see and how it all leads up to Jesus' crucifixion and resurrection. The Coloring Book begins on Page 12 of this guide.





# THE PASSOVER

## THURSDAY, APRIL 6

The Old Testament is full of stories about God’s saving power. But the Exodus story was the historical proof that the God of Israel was their Savior and Redeemer. The Passover meal was instituted to remind them that at a specific time, in a specific place, in a specific way, God came to their rescue. On the Thursday before He died, Jesus was eating the Passover meal with His disciples. But instead of just remembering what God had done, Jesus decided to use Passover to tell them what God was about to do. Jesus set apart the Passover bread and cup and explained that the bread is His body and the cup is His blood. This meal would no longer remind them of God’s deliverance primarily from their slavery in Egypt, but from the slavery of their own guilt and sin against God.

### READ

Matthew 26:17-46

### PRAY

- + Give thanks for the story of the Scriptures, where we see the thread of God’s redemption story from Genesis to Revelation.
- + Take time to confess sin to God. Give thanks to Him for the blood of Jesus “which is poured out for many for the forgiveness of sins” (Matthew 26:28).
- + Ask God to fill your heart with wonder as you remember how He rescued you. Praise Him today for rescuing you from darkness and bringing you into the light.
- + Pray that we would see family, friends, coworkers, and neighbors released from bondage to sin.

### SING

- “*Oh The Cross*” - The Worship Initiative
- “*Thank You Jesus For The Blood*”  
- Charity Gayle

### FAMILY DISCIPLESHIP

Read “The Servant King” from the Jesus Storybook Bible together as a family. During the Passover, Jesus and his disciples shared a meal that included a variety of elements. As you enjoy dinner with your family tonight, talk about the meanings of these elements, specifically the Passover bread and cup. Help your kids understand why you take communion on Sundays at church and what it represents - the bread is Jesus’ body and the cup is his blood.



# GOOD FRIDAY

## FRIDAY, APRIL 7

It is because of the events of Good Friday that we are saved. Jesus had the power to save Himself from the cross, but He didn't. This was God's plan all along. Jesus was betrayed and arrested, slandered, tried unjustly, condemned to death, beaten, flogged, whipped, mocked, crucified, and buried. Jesus, the only person who never sinned, took the punishment for our sins and His blood paid for our sins so that He can offer forgiveness to everyone who believes in Him.

### READ

Matthew 27:1-56

### PRAY

- + Thank Jesus for paying the penalty for your sins on the cross.
- + Praise God as you remember that God's wrath has been satisfied in Jesus.
- + Meditate on the fact that your own sins were being punished by God on the cross. Give thanks to God for the incredible mercy He has shown you.
- + Ask Him to grow in you a deeper awareness of how He has made you righteous, along with deeper desire to live in a way that reflects the righteousness that is now yours in Christ.

### SING

"*We Crown You*" - Jeremy Riddle

"*How Deep the Father's Love For Us*"

- Austin Stone Worship

### FAMILY DISCIPLESHIP

Sit down with your family tonight to reflect on the sacrifice that Jesus made for our sins on the cross. Discuss how Jesus' death was the only way we could receive forgiveness for our sins. As you talk, consider making a cross together. You can use everyday objects, things you find outside, or even draw it out on paper. Encourage your kids to share what Jesus' sacrifice means to them and reflect on the significance of the crucifixion in our faith.





# HOLY SATURDAY

## SATURDAY, APRIL 8

On Saturday, the Sabbath day, Jesus' body lay in a tomb. During His earthly ministry, Jesus repeatedly said He would die in Jerusalem at the hands of the chief priests, yet on the third day rise again. Of course, the chief priests scoffed. But they didn't forget it. And so while the Bible doesn't give many details about what happened that day, it tells us that the tomb was sealed with a heavy stone and guarded by Roman soldiers.

### READ

Matthew 27:57-66

### PRAY

- + Pray that we would be people who are filled with hope because of the Gospel. Ask God to help you see beyond the moment to all that He has in store for you.
- + Meditate on the truth that Christ's resurrection and all of God's promises are as sure as His resurrection, even as you wait to see their fulfillment.
- + Lament areas of brokenness in your life that have tempted you towards hopelessness. Cry out to God for comfort and receive His care.
- + Ask God to make you ready to share the reason for your hope with neighbors and friends. Pray specifically that people in your circle will come to faith in Jesus this year.

### SING

"*O, Setting Sun*" - Austin Stone Worship  
"*Behold the Lamb*" - Passion

### FAMILY DISCIPLESHIP

As we anticipate the resurrection of Jesus, try making Resurrection Rolls as a family. Even though we just read about Jesus' burial in the tomb, we take hope in knowing how this story ends! Have fun as a family this weekend with this special activity that will also be a yummy treat! See page 10 for the recipe.



# EASTER

## SUNDAY, APRIL 9

On the most important day in history, Jesus emerged from the tomb alive and in a glorious body, signaling the full forgiveness for sins, the eventual end of death, and promising the arrival of a new heaven and a new earth. The resurrection is the final proof that Jesus has the power to take His life back from death.

### READ

Matthew 28:1-20

### PRAY

- + Meditate on these verses: "And if Christ has not been raised, your faith is futile and you are still in your sins. ...If in Christ we have hope in this life only, we are of all people most to be pitied" (1 Corinthians 15:17,19).
- + Give God thanks for bringing Jesus back from the dead. Thank Him for the assurance this gives you that your sins are forgiven.
- + As we celebrate the resurrection today, ask God to fill you with joyful hope and eager expectation as you surrender to Him. Even as you began in faith, ask God to strengthen your faith today.
- + Pray for someone in your life who does not know Jesus and ask God for an opportunity to share this good news with them.

### SING

"*Risen King*" - Redeemer Music

"*Hope Is Awake*" - Austin Stone Worship

### FAMILY DISCIPLESHIP

Celebrating Easter Sunday, we will be creating bracelets in Kids classes today. Each color bead represents a story from Holy Week. Ask your kids the meaning of each bead and talk about the joy we have in our Risen King!  
See page 11 for the bracelet details.



# FAMILY RESOURCES

## RESURRECTION ROLLS RECIPE

Bake “resurrection rolls” as a tasty way to talk about Jesus’s death and resurrection.

### *You’ll need these ingredients:*

- + Crescent roll dough
- + Marshmallows
- + 1 stick of butter, melted and then slightly cooled in a small bowl
- + 1 cup of cinnamon sugar (about  $\frac{3}{4}$  cup sugar mixed with  $\frac{1}{4}$  cup cinnamon, although you can adjust that to taste) in a small bowl
- + Baking sheet lined with a nonstick baking mat or parchment paper
- + Oven preheated to 375 degrees

### *Here’s how to help your child make the empty tomb rolls:*

1. Have your child pick up a marshmallow. Explain that, in this activity, the marshmallow represents Jesus. The marshmallow is pure white, which reminds us that Jesus was completely pure and without sin. He never did anything wrong or deserving of punishment, but He died on the cross to pay for our sins.
2. Tell your child that, back in Bible times, people who died were anointed in oil and spices before they were buried. Help your child dip the marshmallow in the melted butter, or the “oil,” coating it fully. Then roll the buttery marshmallow in the cinnamon sugar “spices” until it is thoroughly covered.
3. Jesus’s body was put in a tomb. Help your child wrap the marshmallow in a piece of crescent roll dough, representing the sealed tomb. (It’s probably best for a parent to do this part, because you want to carefully seal the dough all around the marshmallow, leaving no holes.)
4. Put the dough “tombs” on the lined baking sheet and bake them for 10–15 minutes, checking them occasionally. Talk to your child about how Jesus’s friends had to wait while Jesus was sealed in the tomb. They were very sad that He was dead.
5. When the rolls are done, they will have puffed up and the dough will look golden. Take them out of the oven and let them cool briefly.
6. When they have cooled, cut open one of the rolls and have your child look inside. The marshmallow will have melted, leaving the “tomb” empty. Discuss with your child how it must have felt to find Jesus’s tomb empty on the third day, and to learn that Jesus was alive!

# FAMILY RESOURCES

## HOLY WEEK BRACELETS

### **Bead #1 - GREEN for Palm Branches**

When Jesus entered Jerusalem, the people waved palm branches (as was customary to do for a King) and shouted "Blessed is the King who comes in the name of the Lord!" (Luke 19:28-40)

### **Bead #2 - PURPLE for Wine**

Jesus had a very special dinner to celebrate the Passover with His disciples called the Last Supper. It is called the Last Supper because soon Jesus would die. At that supper, Jesus offered wine (made from grape juice) and bread to His friends as a way to remember Him after He died. Jesus held up the bread and said, "This is my body, which is given for you," and the cup and said, "This cup that is poured out for you is the new covenant in my blood." (Luke 22:14-20)

### **Bead #3 - SILVER for Money**

Jesus had a disciple named Judas who betrayed Him. Judas took money (30 pieces of silver) to help the religious leaders find and arrest Jesus. (Luke 22:3-6, 21-23, 47-48)

### **Bead #4 and #5 - RED & BLACK for Blood and Sin**

Even though He was innocent, Jesus the King was nailed to a cross and was crucified to pay the price for sin. His blood was shed to cover sin. (Luke 23:33-49)

### **Bead #6 - TAN for the Stone that Covered the Tomb**

Jesus' friends took His body and put it in a tomb. People who died in Jesus' time were not buried in graveyards, but in a tomb. There was a big rock that covered the entrance to the tomb. (Luke 23:50-56)

### **Bead #7 - WHITE for New Life**

When Jesus' friends later went back to the tomb, they found that Jesus' body was GONE! Angels at the tomb said, "Why do you seek the living among the dead? He is not here, but has risen!" God had resurrected Jesus' body (raised Him up from being dead!) We celebrate Easter each year to remember and celebrate that through Jesus, all who believe the Gospel will have eternal life with Him! (Luke 24:1-12)





The triumphal entry














Exodus 12







"JESUS,  
remember  
me when you  
Come into  
your  
KINGDOM."

And [JESUS] said  
to him, "Truly, I say  
to you, TODAY you


will be with ME in  
**paradise.**

LUKE 23:42-43



[ESV]





Father!  
Forgive them!

And when they came to the place that is called The Skull, there they crucified him, and the criminals, one on his right and one on his left. 34 And Jesus said, "Father, forgive them, for they know not what they do."

Luke 23:33&34a



"It is  
FINISHED."


JESUS

JOHN 19:30

[ESV]



ALL we like sheep have gone astray;  
we have turned - Every one to his  
OWN WAY;



and the LORD

has laid on HIM the  
**IN****Q****U****I****T****Y** of us  
ALL.

Isaiah 53:6

[ESV]

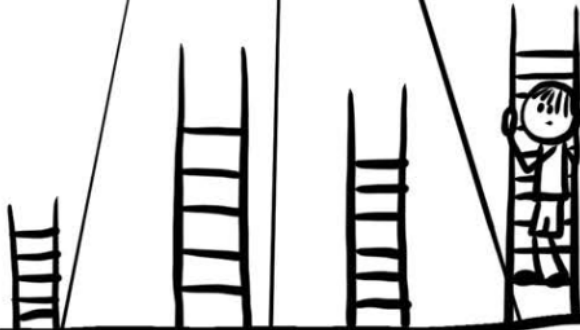
©nh




ALL have Sinned + fall Short  
of the  
glory  
of  
GOD.


Romans 3:23

[ESV]



mb






If the Spirit of him who raised Jesus from the dead dwells in you, he who raised Christ Jesus from the dead will also give life to your mortal bodies through his Spirit who dwells in you.

Romans 8:11






I AM WITH YOU



ALWAYS





GO <sup>therefore + make</sup> DISCIPLES

of all nations,

baptizing them,

in the name of the FATHER + of the SON + of the HOLY SPIRIT,

teaching them to observe all that I have commanded you.

And BEHOLD, I AM with you always, to the end of the age.

[ew] MATTHEW 28:19-20 -JESUS (ml)